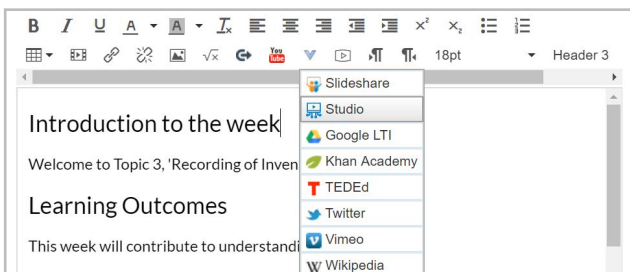


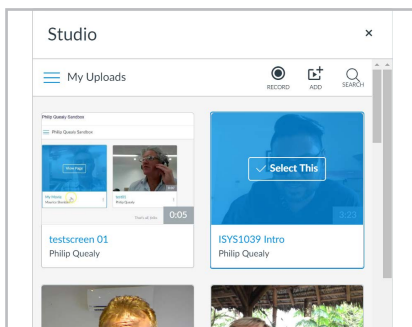
Embed videos from Studio to Canvas

Embed your video from Studio into Canvas

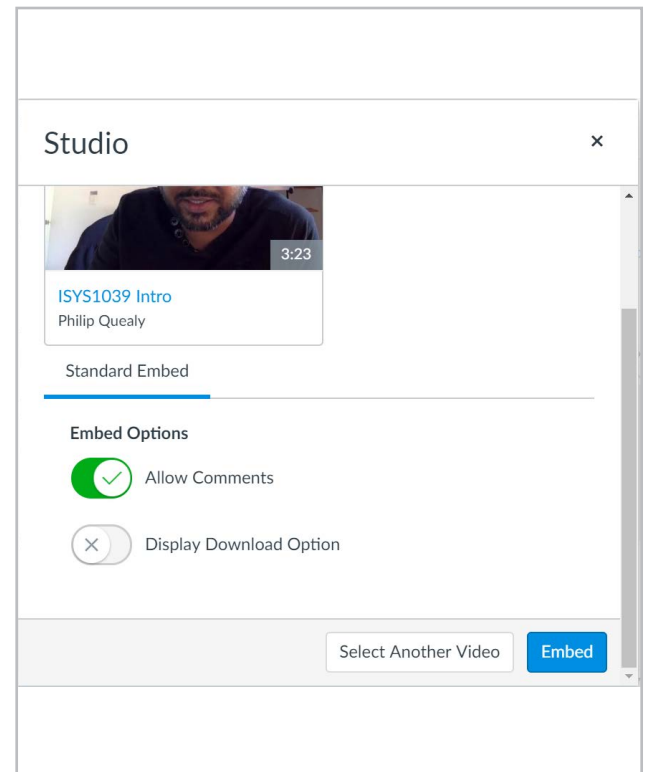
1. Go to the Canvas page that you wish to embed your video in.
2. Place the cursor in the location you would like the video to be inserted.
3. Click the “More External Tools” icon and select “Studio” from the pulldown.



4. Select the video you wish to embed from the list.



5. Decide if you would like to enable comments or if you would like to permit the video to be downloaded.



6. Click “Embed” to embed the video.
7. Your video should be embedded into your page. Remember to click **save!**

Further information

Studio and Captions:

<https://community.canvaslms.com/docs/DOC-9676-50736467903>

How do I record a Canvas Studio screen capture video in a course?

<https://community.canvaslms.com/docs/DOC-14585-50736858114>